

# Ukulele Lady, Larry and Linda Burke's Version

Music by Richard A Whiting

INTRO: C Am C Am  
2 2 2 2

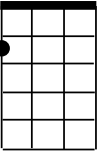
**C Em Am G7 C Em Am C**  
If you like a Ukulele Lady, Ukulele Lady like.....a you.  
**Dm G7 Dm G7 Dm G7 C**  
If you like to linger where it's shady, Ukulele Lady linger too.

**C Em Am G7 C Em Am C**  
If you kiss a Ukelele Lady while you promise ever to be true  
**Dm G7 Dm G7 Dm G7 C C7**  
And she see another Uku--lele, Lady fool around with you.

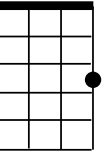
**F C**  
Maybe she'll sigh, Maybe she'll cry.  
**D7 G G7**  
Maybe she'll find somebody else, bye and bye.

**C Em Am G7 C Em Am C**  
To sing to, when it's cool and shady, where the tricky, wicki wackie woo  
**Dm G7 Dm G7 Dm G7 C**  
If you like a Ukulele Lady, Ukulele Lady like-a you.

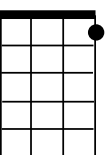
**Am**



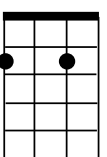
**C**



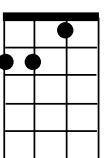
**C7**



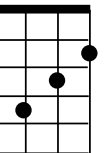
**D7**



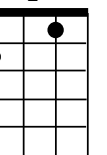
**Dm**



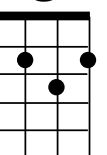
**Em**



**F**



**G**



**G7**

